



This Month's Matters...

Tom's Tidbits

Imprisoning the messenger- more on Bradley Manning

"What Now?!!" Toons

You can't see this one anywhere but here

Movie Fans, Here's Your Chance!

Help us stand out at the Sellwood Theater

Shop Talk

Why do we charge for diagnostic time?

Report back from the VFP Peace Rally

Hundreds marched, no one cared. Still... a success?

D.I.Y. Auto Maintenance Tips

Don't pay dealer prices! There's an easy home test for your halogen headlight fluid!

Drew's Kitchen

Everyone's favorite Macaroni and Cheese with Bacon

Sellwood Bridge Update

Don't build a new bridge... MOVE the old one!

Health Notes

Radiation primer for the Fukushima disaster

Popcorn Shorts

Cool and important stuff that's too short for a big article

- Japanese radiation awareness video for kids
- Comparing tax breaks to budget cuts
- Have you ever wanted to be a lobbyist?
- Free Car Wash Season is on the way!

News To Make You Furious

It's tax time... for SUCKERS!

Money Saving Programs See our website for complete details
Carbon Neutral Program Offset your vehicle's carbon emissions and save 10% off labor cost!
Labor Lock Program Pay today's prices for the rest of your life!
Planned Maintenance Package Get up to a 60% discount by buying your basic yearly maintenance services in advance!
First-Time Clients ONLY! Save \$75 to \$150 on our most thorough inspection!

Check Out Our Money Saving Offers!

We've created four programs to save you money. Details on our website.



Tom's Tidbits

Imprisoning the messenger- more on Bradley Manning

Greetings!

The "Rule of Law" has been under attack in this country intensely since 2000. As citizens we might no longer be treated as we have grown to expect. One of the key constitutional protections lost with the introduction of the [Patriot Act](#) was [Habeas Corpus](#).

Hopefully, every American knows by now [PFC Bradley Manning](#) and why he is being held in [Quantico VA](#), against the rule of law. As a victim of information overload I just recently watched the video that has caused part of the controversy that has landed Manning in the middle of the battle between our secretive government and the information release organization [Wiki Leaks](#). If you have not seen this 17 minute video I would encourage you to do so now; [Collateral Murder](#) was the title pegged to this horrific footage supplied to the world by PFC Manning. Manning is now being made the example of what our government will do to any that dare share damaging information demonstrating that when our armed forces kill the innocent we become the enemy.

The heart wrenching 17 minute video that provoked Manning's detention is linked here in this article and from our site. Watch it and remember Manning did not commit this act of collateral murder but our government is punishing him for showing it to the world.

Please take time and watch some of the [video redux](#) of our KPOJ ads. Many of them deal with current events and the loss of rule of law.

There's a lot to be depressed about in our world, but there's also usually something to smile about if you look hard enough. We may be a couple days late for the official April Fools day last Friday, but we've carried the spirit into this month's newsletter. Buried somewhere in this month's "news you can use" is some news you can't use... an April Fools article that is completely fabricated. It may be fake, but I hope it brings you a real chuckle!

Make a great day,

A handwritten signature in blue ink that reads "Tom".



A special goodbye to our friend, Heidi Tauber- We recently got the sad news that a friend of our shop, Heidi Tauber, was killed in an automobile accident. We first met Heidi while she was doing the KPOJ morning show, but she quickly became a client and a friend. Her voice graced the Portland airwaves for many years at stations like KPAM, KINK, and most recently OPB. Heidi was active in many Progressive and community causes, and was always quick with a compliment for us. Heidi was a warm and sparkling woman whose presence will be missed throughout Portland. Here are links to more goodbye remembrances...

[Personal remembrances from family and friends](#)

[Personal thoughts from Steve Duin at the Oregonian](#)

[Thoughts from Kari Chisolm at BlueOregon](#)



"What NOW?!!" Toons

You can't see this one anywhere but here



"WHAT NOW?!!"

© KEITH TUCKER
WWW.WHATNOWTOONS.COM



Movie Fans, Here's Your Chance! Help us stand out at the Sellwood Theater

We try to be pretty selective with our advertising. Aside from KPOJ and the Sellwood Bee, we don't appear in a lot of typical venues and we try to restrict ourselves to unusual places or supporting events and organizations. One of our favorite venues, is our incredibly cool, neighborhood, independent [Sellwood-Moreland Theater](#) where we appear in the pre-movie slides. (If you're interested in this advertising for your business, contact Matt Beamer at 503-544-2364. It's very reasonable.) We get 5 slides for Dwyer Automotive, and we get to rotate in new slides periodically. Here are the 5 slides we had for our first run... *(images large enough to actually see detail are on our website at <http://tomdwyer.com/2011/uncategorized/movie-fans-heres-your-chance/>)*



Those were fun, but were beginning to get pretty stale so we recently changed them out. Here are the 5 running right now...





OK, so here's where we need you help. We'll eventually have to change the slides again, and we have 20 candidates below. Which ones should we pick, or which ones should we avoid? On the other side of the coin, we only have enough ideas for two more changes and then we're out. You get the way the joke works, so do you have any ideas? What are your favorite movies, and how can we tie them to our shop? Please, give us your input! Email your picks for your three or four favorites, along with any ideas you might have to tomdwyer@tomdwyer.com. Our next "gang of 5" will be the 5 most popular, as determined by your votes. **Thank You!**




Star Trek



The Graduate



Jurassic Park



The Matrix



The King's Speech



Wizard of Oz



Frankenstein



Alien



Christine



True Grit



Shop Talk

Why do we charge for diagnostic time?

There is a world of difference between a free estimate for known repairs and a diagnostic procedure for difficult, intermittent or technical problems. Accurate diagnosis of your vehicle's troubles is imperative for precise estimates and to be able to provide economical, accurate and lasting repairs, but it can frequently take a lot of time and resources to get there. These resources we may need to invest are expensive, so we thought we'd explain the need for and the expense of technical diagnostic procedures.

In some cases, diagnosis of a problem can be straightforward and there may be minimal expense arriving at an answer. Other times, problems are complex, may only appear under certain conditions, only appear intermittently, or may be caused by multiple interacting systems. The time has passed when someone with basic knowledge and a few tools can properly diagnose or repair your vehicle. Today's technical problems require the attention of highly trained and experienced personnel, along with the use of proprietary equipment and data resources. Difficult problems on late model computer-controlled vehicles often require more time for diagnostic procedures than the actual repair time needed to correct them. For example, we might invest hours testing vehicle systems to ultimately find that corrosion in some buried wiring connector is creating a malfunction, in order to spend just a few minutes cleaning the guilty connector to resolve the problem once identified and located.

If your "Check Engine" light comes on and warns of problems with the engine management, body control, or other computer control systems, code retrieval will reveal trouble codes (if stored), but these codes offer no specific information about causes or corrections and may not reveal the existence of multiple problems. In some cases there will be no codes or the symptoms may be intermittent. These "no code", "intermittent" complaints will challenge even the best of the best tools and technicians. Many auto parts stores will retrieve and supply trouble codes for free to sell you parts. However, a trouble code is not a diagnosis and the parts stores will not allow returns on these "test" parts. (We have an article titled "[The Scan Scam](#)" on our website you could read for more info.) Many shops do not have the information, equipment or trained personnel to perform proper diagnosis, repair or verification. They will retrieve a trouble code from the vehicle and then replace *likely* parts until they might stumble on a fix (all at the client's expense). Simply "throwing parts at cars" will never fix certain types of problems; corroded connectors, broken wires inside harnesses, high resistance pathways or poor grounds, or a series of problems, nor prevent repetitive failures if underlying causes are not determined. We will pull trouble codes for free if requested, but we can't move from trouble code information to professional guaranteed repair without diagnosis and repair verification.

Maintaining the ability to accurately diagnose technical problems is expensive. Aside from the labor costs of experienced ASE Certified Technicians, diagnostic equipment and data access are costly. There is a world of difference between a code reader and a manufacturer-specific diagnostic scanner that can access and record multiple live data streams. Even a good generic diagnostic scanner is expensive, but the manufacturer-specific diagnostic tools we require are \$3000 to \$9000 each and require thousands of dollars in yearly updates. As a full-service shop, we maintain OEM scanners for Acura, Honda, Subaru, Toyota, Lexus, GM, Ford, Chrysler, Saab and many other Asian and European vehicles. (Also see our article in this month's newsletter about the Right to Repair Act, which if it fails will make our access to these scanners and databases even more expensive.) Like many shops,

we could choose not to do technical work. We could just do the profitable easy stuff but that is neither our mission statement nor why people use our service. We won't just take profit from basic repairs and maintenance services, and then when presented a real problem say "Oh sorry we can't do that" and send clients to seek help elsewhere, or worse yet pretend to be qualified, stumble around and guess what might be wrong and replace parts in hopes of figuring out what is wrong at our client's expense.

No one likes to pay diagnostic charges. We understand it is frustrating to hear that we need to charge for time to determine the cause and correction for your vehicle's problem to even give an accurate estimate for repair. We spend roughly 20% of our total available time on some form of diagnostic evaluation, and the expense of proprietary equipment and experienced personnel represents major overhead. Not billing for diagnostic time would quickly force us to change our professional methods. We prefer to stay equipped, well staffed, capable and honest and to bill our time out fairly and accurately.

This article should give some feel for why diagnostic time is both necessary and a value to our clients. If you ever have *any* questions about diagnostic charges or any other subject, please feel free to speak with one of our non-commissioned caring Service Advisors.



Report back from the Veterans For Peace rally **Hundreds marched, no one cared. Still... a success?**

(by Charles Letherwood)

On March 19, Tom Dwyer Automotive was a proud endorser of the Veteran's For Peace Rally commemorating the 8th anniversary of the invasion of Iraq. I was there on behalf of the company, and I'd like to give you this report back from the trenches of the peace movement along with a few of my personal thoughts on the day.

The rally started at Pioneer Courthouse Square with people (estimates range to a high of 15,000, but that's probably a little high) who turned out to make their voices heard in favor of peaceful solutions to international problems. The clouds and intermittent rain offered little discouragement, nor did the horrible irony that as we gathered to mourn US involvement in one war, another was beginning in Libya. The day started with music, and moved on to speakers on peace and economic issues before the crowd left the square to begin the march. Both the crowd itself and the messages of protest were surprising. While some might expect the crowd to be a stereotype made up solely of anarchists, young idealists, and older hippies, it actually represented every walk of life. I saw young boys, old ladies, and whole families, people in suits and people in costumes, veterans in wheelchairs, and much more. It was a true cross section of America, or at least of Portland. Just as surprising as the diversity of the crowd was the coherence of its message. Demonstrations usually seem to fall into one of two types- single issue rallies (like gay rights) or general disaffection rallies (Tea Party rallies about a range of economic issues). In this rally, there were two distinct targets of equal prominence: end the wars in Afghanistan and Iraq, and fix the economy for the middle class.

Although I've been to many rallies of one type or another, this was the first time I'd participated in an actual march, and as we wound through the streets of Portland I found I had time to think and much to think about. My wife and little girl were with me, and at first I felt good. Here we were, teaching our daughter about the importance of citizenship, participating in society, and making our voices heard. We told her that America was a special place, where we were free to express our opinion without fear of our government. We told her our democratically elected representatives work in our interest, and that they listen to and care about our opinions as they write laws. But as we kept marching, I felt more and more like I was talking about Santa Claus.

My daughter is 7 years old (she would quickly add "Almost eight!"). She has never known a world where our country was not at war. The America she has grown up in is not a democratic republic; it's a globe-straddling empire. It's a torture and surveillance state, where citizens can be held without charge or trial. Her putative representatives do not make decisions based on what's good for her long term future, but on what's good for the short term interests of their corporate sponsors. The water she drinks has chemicals that were too expensive or inconvenient for the polluters to control, the food she eats is made of chemical fillers or genetically modified stock, and the air she breathes is laden with pollutants ignored by our Environmental Protection Agency. Her public school is an underfunded target of private education providers, and her chances for college drop with every tuition increase. The list goes on.

As we rounded the corner by KOIN center, I got even more depressed. We were near the head of the marchers, under the fluttering "Veterans For Peace" banners. If these people, who know the cost of war first hand and had paid that cost with missing limbs and shattered lives weren't being listened to, why should anyone listen to me? The marchers stretched behind me, shoulder to shoulder, for more than two blocks. Did anyone know about it? The rally started on the doorstep of one of Portland's TV stations and passed right by another, but was there coverage? A short article in the Oregonian was all I was able to find after the event. But it's not like our representatives listen to our concerns even if they hear them. The Wisconsin debacle, ending with passage of legislation restricting citizen's freedom of association and speech, showed that. How do I tell my little girl to reach for her dreams? Why should I tell her that her voice matters? Is it enough to laud the ideals of what America should be, in the face of what it has actually become?

As we returned to Portland's Living Room I found myself with far more questions than I started with, and far too few answers. I still don't know exactly what to tell my daughter. I can't tell her that her voice *does* matter, but I can tell her that it *should* matter.

I can't tell her that she *will* make a difference, but I can tell her that she has *no choice but to try*. I can tell her that in spite of the mountains of evidence to the contrary, I still believe the world (and our country) is what we choose to make of it. And finally, I can try to set an example that will answer her questions without words. After years of disillusionment and no rational reason to hope for change, I certainly don't know how to set that example. But I do know that, just like her, I have no choice but to try.

Maybe that was the best result that anyone could have hoped for from this march... people asking questions and demanding answers rather than being "complacent enough to be complicit in their own subjugation." And maybe, one by one, those answers will start to make a difference. So for better or worse, that's what happened at the Veterans For Peace rally.





D.I.Y. Auto Maintenance Tips

Don't pay dealer prices! There's an easy home test for your halogen headlight fluid!

Halogen headlights are much brighter than regular headlights, but do you know why? And, more importantly, do you know how to check this critical safety system yourself?

"Halogen headlights are brighter because of the special halogen photons they produce", says Professor Arthur Sham of the Halogen Safety Institute in Spurious, England. "Halogen photons are heavier, and therefore slower than photons of regular light. That extra mass means extra illumination when they strike a surface. But as your halogen fluid ages, its ability to increase photon mass fades."

While a new halogen light may be 50% brighter than a standard lamp, an older halogen can be up to 80% dimmer. In fact, if your halogen fluid is completely used up, the light from your headlights can *actually be darker than the dark around it!* Professor Sham explains that "...this fading, significant as it is, often goes unnoticed by drivers. Because the car is moving forward relative to the light from their headlights, the Doppler effect red shifts the wavelength of their headlights and they actually appear *brighter* from the driver's point of view."

Halogen headlights can be a bonanza for unscrupulous dealers or quick-lube shops looking to make a buck. "Some shops charge anywhere from \$75 to \$200 to check your halogen fluid," says Arthur. "But there's a simple test you can do for free at home that will give you the same results the pros get." Here's his home halogen test...

- You'll need to perform the test on a dark night and on a flat surface
- Park your car about 4-5 feet from a flat, vertical surface like a wall or garage door.
- Get a glass of water, about 8oz will do. Use a glass without sloping sides as the angle of the glass can affect the test.
- Hold the glass of water in front of one of your headlights, about halfway between the vehicle and the wall
- Look closely for a spectrum near the shadow cast by the glass on the wall.
- No spectrum? You're OK!
- See a spectrum? Get new headlights IMMEDIATELY!

Home Halogen Fluid Test
DON'T PAY DEALER PRICES!

Spectrum

- 1) Park 4'-5' from a wall with your headlights on
- 2) Hold a flat-sided jar of water in the headlight beam
- 3) Look for a spectrum where the beam strikes the wall. If you see colors, replace your headlights IMMEDIATELY!

Why does this work? "Regular light can only be broken into a spectrum by prisms", says Arthur. "but in light that has passed through weakened halogen fluid, the bonds between the photons are weakened and the light beam is barely holding together. Passing it through a glass of regular water has the same splitting power as a prism."

Along with regular checks of your plasma conduits and your inertial damping system, regular halogen checks will keep you on the road safely. To make sure you get in the habit, stop by the shop. We'll test your halogen fluid for free, show you how to do it yourself, and give a free WashMan car wash coupon to anyone who asks for a halogen fluid test in April!



Drew's Kitchen

Everyone's favorite- Macaroni and Cheese with Bacon

12 ozs of bacon, cut into 1-inch pieces
5 large garlic cloves, minced
1 cup whipping cream
1 cup half and half
2 large egg yolks
½teaspoon ground nutmeg

2 cups grated Fontina cheese (abt 8 oz)
1 ½cups grated Parmesan (abt 4 1/2 oz)
12 ounces elbow macaroni
2 cups fresh white bread crumbs
2 cups grated mild cheddar (abt 8 oz)

- Preheat oven to 425°F. Butter 13x9x2 inch glass baking dish.
- Sauté bacon in heavy large nonstick skillet over medium heat until crisp. Using slotted spoon, transfer bacon to paper towels and drain. Remove all but 1 tablespoon bacon fat from skillet.
- Add garlic to skillet and sauté until golden, about 34 minutes. Remove from heat.
- Whisk cream, half and half, yolks and nutmeg in heavy medium saucepan to blend.
- Add 1 1/2 cups cheddar cheese, 1 1/2 cups Fontina and Parmesan and stir over medium-low heat until melted and smooth, about 5 minutes (do not boil).
- Stir in bacon and garlic. Season with salt and pepper. Remove from heat.
- Cook pasta in pot of boiling salted water until tender but still firm to bite. Drain and transfer to prepared baking dish.
- Pour sauce over and stir until pasta is coated.
- Sprinkle with remaining 1/2 cup cheddar cheese and remaining 1/2 cup Fontina.
- Bake until sauce bubbles and top is brown, about 15 minutes.
- Preheat broiler. Sprinkle macaroni and cheese with breadcrumbs.
- Broil until breadcrumbs are golden brown, watching closely to prevent burning, about 2 minutes.



Sellwood Bridge Update **You'll never believe THIS...**

We weren't even going to have a bridge update this month. Although the Sellwood won the design process award last month, we're all mostly in a holding pattern waiting for the design to finish and the construction to start. Then, suddenly, the clouds parted and NEW INFORMATION was revealed... and you won't believe this one.

Here's the current plan for construction: The new bridge will be built along the south side of the existing bridge while traffic continues on the old bridge. When the first half is complete, traffic will shift there while the old bridge is removed and the north side of the new bridge is built. When that's complete, the two sides will be seamed together and we'll have a spiffy new bridge. As you might imagine, there are some drawbacks to this plan. It takes nearly as long to build a bridge in two halves as it does to build two complete bridges, plus there is extra structure needed to build this way. This all translates to time and money, requiring about 4-5 years to build and leaving a current \$20million shortfall for the current estimated construction cost.

The proposed new option, called the "Shoo Fly" technique, is completely different. Temporary foundations and columns would be built to the north side of the existing bridge, and the crews can actually MOVE THE OLD BRIDGE OVER to rest on the temporary structures! Traffic can proceed on the old bridge while the new bridge is built, and when the new bridge is complete the old bridge can finally be removed. This process would save millions in materials cost, and could shorten construction time by up to a year. There are drawbacks, not the least of which is that much of the old bridge is not structurally sound enough to move. However, it seems to be a strong option to save time, money, and effort. This isn't a new and unproven technique, either. It's been used on bridges in Oregon and throughout the country, and a [fascinating video](#) is available of the technique in use in Elkton, Oregon.

As always, the best place for the latest Bridge info isn't our newsletter (much as we might like to think) but the [Multnomah County website dedicated to the Sellwood Bridge project at sellwoodbridge.org](#). If you go there you'll find archived updates that describe the entire planning of the bridge to date, and the 3/11 posting describes the entire Shoo Fly concept in complete detail.



Elkton Tunnel West End Bridge Replacement



Health Notes

Radiation primer for the Fukushima disaster

The horrific disaster in Japan has captivated the world, and is creating more questions as it develops. The prevailing air currents will bring at least some of that radiation here to the West Coast, so for us the questions about radiation and its effects get pretty personal. Many of us are exposed to radiation in ways we might not realize. For instance, did you know a smoker who puffs a pack a day for a year is exposed to nearly twice the radiation as the average dose of a Chernobyl disaster evacuee? For this month's Health Notes we thought we'd give you some sources for clear information on what radiation can do to your health and what exposures we're likely to face.

Radiation doses and health effects

Graphs and charts of health effects of radiation on the body-

<http://www.myhealthnewsdaily.com/nuclear-radiation-causes-effects-human-body-1275/>

Radiation sickness primer from CNN Health- <http://www.cnn.com/HEALTH/library/radiation-sickness/DS00432.html>

United States Nuclear Regulatory Commission- <http://www.nrc.gov/reading-rm/doc-collections/fact-sheets/bio-effects-radiation.html>

Includes a breakdown of radiation sources that contribute to the average annual U.S. radiation dose of 620 mrem.

Summary Of Key Health Threats From Fukushima Radioactive Substances- <http://www.zerohedge.com/article/summary-key-health-threats-fukushima-radioactive-substances>

Detailed radiation dose chart from background radiation through Chernobyl- <http://xkcd.com/radiation/>

Radiation exposure in daily life- <http://cbullitt.files.wordpress.com/2011/03/6a010536b58035970c0147e34d44ec970b-pi.png>

Motion maps showing radiation plume and levels

Animated plume map - <http://ibnlive.in.com/news/animated-map-how-the-japan-radiation-reached-us/146451-2.html>

Animated plume map- <http://www.zerohedge.com/article/animated-radioactive-fallout-forecast-animation>

Animated plume map - http://transport.nilu.no/browser/fpv_fuku?fpp=conccol I-131 ;region=NH

Participatory radiation map- <http://www.radiationnetwork.com/>

What you can do

How to protect yourself from nuclear radiation- <http://articles.mercola.com/sites/articles/archive/2011/03/25/how-to-protect-yourself-from-nuclear-radiation.aspx>

California pharmacist recommendations for available supplements that can reduce radiation damage-

http://www.lodinews.com/lodi_living/health/suzy_cohen/article_02856012-56f5-11e0-83b2-001cc4c03286.html



Popcorn Shorts
Cool and important stuff that's too short for a big article



Japanese radiation awareness video for kids

In the wake of the crushing disaster, Japanese parents are trying to explain the problems with the Fukushima nuclear plant to their kids. How do you talk about atomic engineering to someone who is just getting used to cups without lids? You make a cartoon. This 4-minute subtitled video explains the predicament of Nuclear Boy and his very dangerous "poo". His stomach is upset and doctors must give him medicine to make him better before his horribly stinky poo hurts the neighbors. This surreal and strangely effective video has already gotten over a million hits on YouTube.

<http://www.youtube.com/watch?v=5sakN2hSVxA>

Programs at risk	Tax breaks for the wealthy
\$11.2 billion Early childhood programs	\$11.5 billion Per-year cost of all sunset tax cuts for millionaires' estates
\$8.9 billion Low-income housing programs	\$8.9 billion Cost of allowing mortgage interest deduction for taxpayer's homes (not for other uses)
\$7.6 billion Supplemental nutrition for poor families (SNFC)	\$6.7 billion Cost of "retiree planning" techniques used by wealthy to avoid taxes
\$4.6 billion Teacher training and afterschool programs	\$5.2 billion Cost of exempting bank on-boarding institutions for high-income taxpayers (FY 2011)
\$4.1 billion	\$4.1 billion

Comparing Tax Breaks to Budget Cuts

The budget battles continue in Congress, and it's easy to get lost in a sea of numbers. To put things in perspective, here's a chart comparing the 10 safety-net programs on the chopping block with the cost of the tax breaks that could also be considered for reduction or elimination. There's a full supporting article, plus citations for all the data.

http://www.americanprogress.org/issues/2011/02/tax_breaks_infographic.html



Have you ever wanted to be a lobbyist?


On April 7, The Oregon Conservation Network will be heading for Salem for Lobby Day, an event to present environmental and conservation positions to our state legislators. If you've never been to a group lobbying event before (and most people, sadly, haven't) it's a great way to meet new people, make your voice heard on important issues, take a peek inside the legislative sausage grinder, and have a lot of fun. It's an all-day, free event, and you just need to click the link below to get connected.

[Join us for Lobby Day April 7 in Salem.](#)



Free Car Wash Season is on the way!

After months of chill, drooling rain, we are finally seeing flowers and birds again. It can only mean one thing... Car Wash Season is almost here! Spring and summer don't just bring life back to our dreary state, they also bring dust to our unpaved lot. (See [this article about why we don't pave the lot or wash cars](#)). Every year from May 15 to September 15 we do Free Car Wash Season to make up for that dust. When you schedule service (minor services like oil changes don't count) you can pickup a free coupon for a car wash at [WashMan Car Wash](#), where they'll do a great job cleaning your car and also dispose of the wash materials in a way that doesn't destroy the environment. It's not here yet but it's on the way soon, so mark your calendars for the 2011 Tom Dwyer Free Car Wash Season!



News To Make You Furious
It's tax time...FOR SUCKERS!

April brings not only the sweet smells of Spring, but the sour stench of taxes. The "price we pay to live in a civilized society" is coming due again, and it's nice to know that every individual is equal in the eyes of the IRS. Well, actually, some of our corporate individuals may be more equal than the rest of us. GE, for example, will pay \$0 on a profit of \$5.1 billion (in the US alone) and will actually get a "tax benefit" of \$3.2 billion. In 2009, Exxon not only paid nothing on a pretax income of \$10.3 billion, but they got a "tax benefit" of \$1.1 billion. As you can imagine, the list continues. Ready to get Furious? Just check out a few of the links below about how these companies avoid tax liability, and why you and I will never be able to.



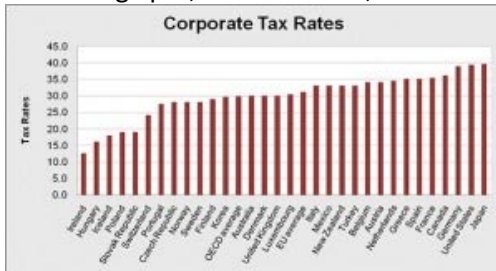
[Jon Stewart "Gives Up" trying to understand taxes](#)

the Daily Show, March 28, 2011



[5 tricks corporations do to pay less Taxes](#)

Marketing Spot, 13 November, 2010



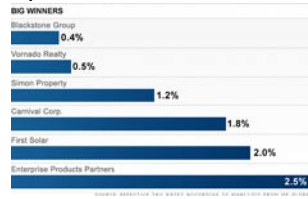
[Ways & Means Chairman Targets Top Tax Rates of 25%](#)

By [John Keefe](#), CBS MoneyWatch, Mar 18, 2011



[Companies That Pay a Lower Tax Rate Than You](#)

by [Chris Isidore](#), Yahoo Finance, Feb 11, 2011



[Thread: Corporations that don't pay taxes - What is the solution?](#)

[GE's corporate tax bill: Zero. The company didn't pay any US taxes in 2010.](#) (With video updates.)

[Kim Peterson](#), MSN Money, Fri, Mar 25, 2011

[Do we really have a Progressive Tax System \(No\).](#)

[Robert Plant Bell](#), Jan 5, 2011

[Most Corporations Don't Pay Income Taxes](#)

[Richard Rubin](#), Congressional Quarterly, Tuesday, August 12, 2008,

[What The Top U.S. Companies Pay In Taxes](#)

[Christopher Helman](#), Forbes.com, 04.01.10

[ExxonMobil paid no federal income tax in 2009. \(Updated\)](#)

[Ben Armbruster](#), ThinkProgress, Apr 6th, 2010

[GE: 7,000 tax returns, \\$0 U.S. tax bill](#)

[Annalyn Censky](#), CNN Money, April 16, 2010

[Did GE Really Pay No U.S. Taxes in 2010?](#)

[Meagan McArdle](#), The Atlantic, Mar 29 2011

[General Electric Pays No Taxes Again](#)

[Robert de Neufville](#), March 30, 2011

[Study Tallies Corporations Not Paying Income Tax](#)

[Lynley Browning](#), NY Times, Published: August 12, 2008

[Why Didn't GE Pay Any Taxes Despite Making \\$5 Billion in Profit?](#)

From [The O'Reilly Factor](#) (Believe it or not!) March 25, 2011